

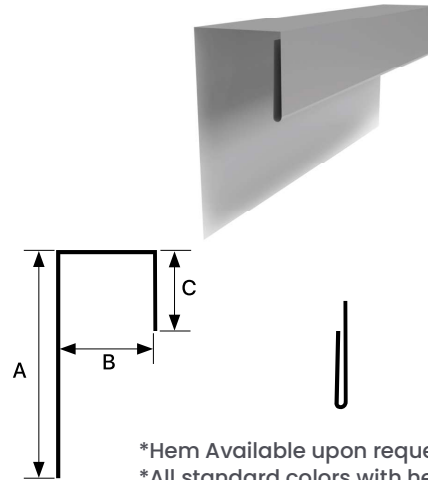
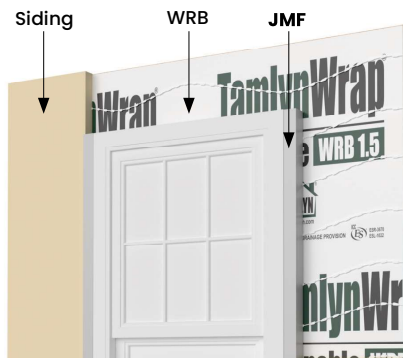
JMF**DESIGN FEATURES**

Covers the edge of siding at the soffit or intersections and at door and window openings. Isolates the edges of trim or siding from the mortar or masonry. Vertical use only in open areas. Can be used in horizontal areas where moisture and rain is not a factor.

MATERIAL – STANDARD PROFILES

Primed: 26GA Galvanized steel with proprietary coating that protects against harsh weather conditions and allows for paint adhesion.

STD Color: .019 ± .003 Aluminum sheet coated 2 sides with paint system that is specifically formulated for exterior applications. Available in most popular Siding and Soffit colors.



*Hem Available upon request with primed.
*All standard colors with hem.

ITEM ID	A	B	C
JMF516	1-1/4"	5/16"	1/2"
JMF38	1-5/8"	3/8"	1/2"
JMF12	1-1/2"	1/2"	1/2"
JMF58	1-3/8"	5/8"	1/2"
JMF34	1-1/4"	3/4"	1/2"
JMF78	2"	7/8"	1"

All parts are 8' Length standard. All dimensions are nominal.

WINDOW FLASHING

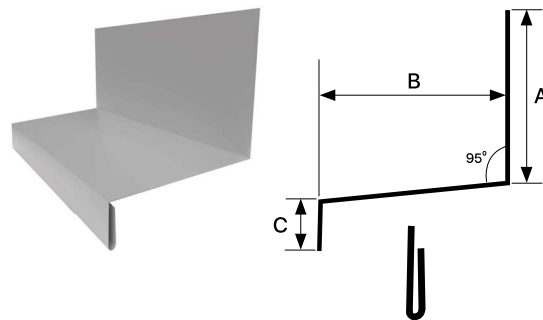
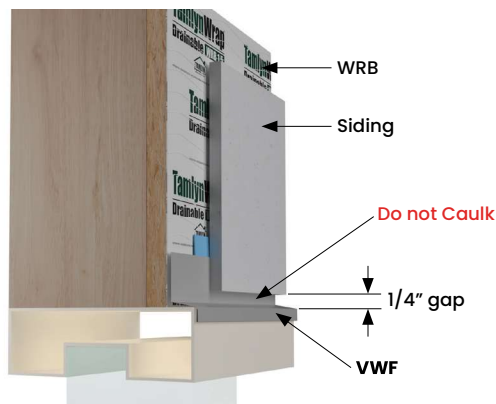
VWF**DESIGN FEATURES**

Window flashing provides an easy to install and long-lasting method of stopping water penetration. Used over window trim, band boards, panel intersections, and other vertical surfaces.

MATERIAL – STANDARD PROFILES

Primed: 26GA Galvanized steel with proprietary coating that protects against harsh weather conditions and allows for paint adhesion.

STD Color: .019 ± .003 Aluminum sheet coated 2 sides with paint system that is specifically formulated for exterior applications. Available in most popular Siding and Soffit colors.



*Hem Available upon request with primed.
*All standard colors with hem.

ITEM ID	A	B	C
VMF34	1-1/4"	3/4"	1/2"
VWF18	1-1/2"	1"	1/2"
VWF114*	2-1/4"	1-1/4"	1/2"
VWF112*	2"	1-1/2"	1/2"
VWF158*	1-7/8"	1-5/8"	1/2"
VWF1W	4"	1"	1/2"
VWF15W	4"	1-5/8"	1/2"

All parts are 8' Length standard. All dimensions are nominal.

* Also available in extruded profiles