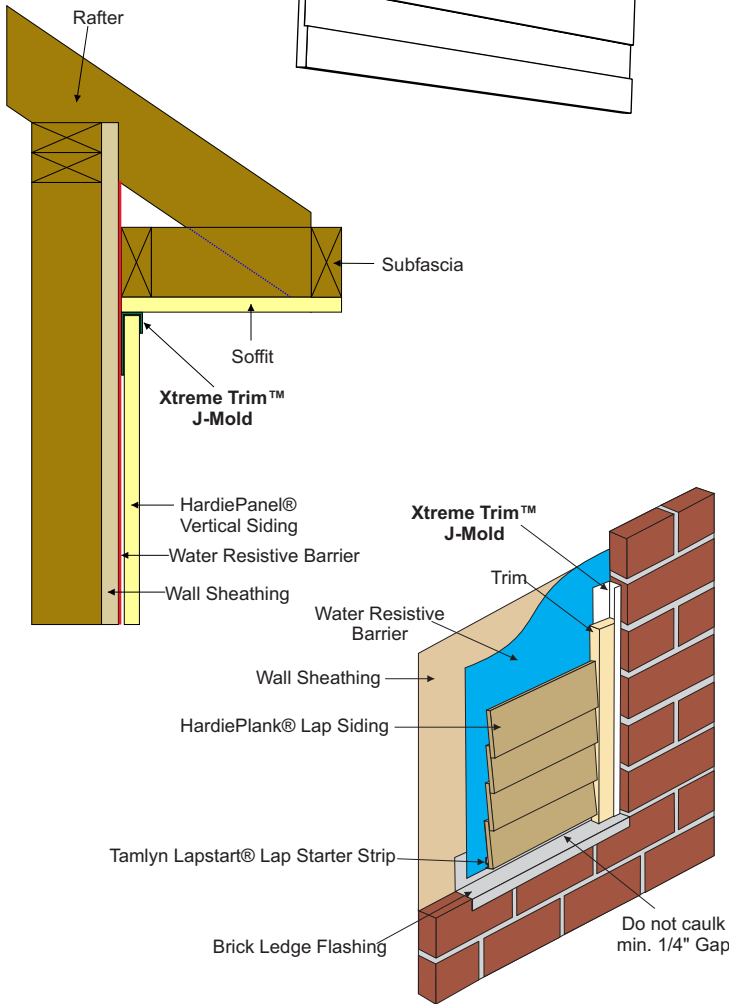
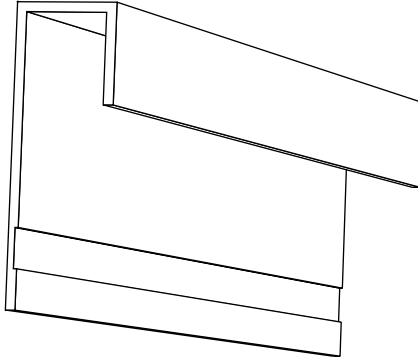
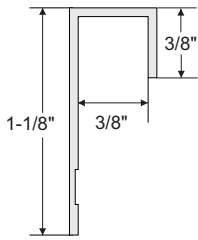


PRODUCT SHEET



MATERIAL: Custom die-extruded from heavy-duty, 6063 T-5 extruded aluminum alloy with proprietary coating that protects against harsh weather conditions and allows for paint adhesion.

Available in standard primed (ready-to-paint), color match, and anodized finishes. Unless otherwise specified all Xtreme Trim™ products are provided in primed, ready-to-paint finish.

LENGTH: 120" (10')

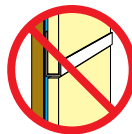
NOMINAL THICKNESS*: 0.050"

WEIGHT: 1.1 lbs/each

*The standard thickness tolerance for products made from aluminum sheet material shall be +0.000", -0.003".

DESIGN FEATURES: Trims up the home appearance. J-Mold covers the top edge of HardiePanel® Vertical Siding at the soffit or intersections and at door and window openings. Provides a smooth trim seam to cover siding.

Design to work in conjunction with Xtreme Trim™ Horizontal Stucco Bead, Vertical Reveal, and Horizontal Z-Bar.



Do not install J Mold on Horizontal applications where the exterior flange can catch water. J Mold should not be used on the top header of doors or windows.

EXPANSION & CONTRACTION: Siding panels will expand and contract due to changes in temperature. Allow a 1/8" gap between panels and trim.

FASTENERS: Stainless steel fasteners are recommended when installing Tamlyn Xtreme Trim™.

FASTENING: Do not fasten edges of panels until trims are in place. Fasten panel at center and work outward. Fasteners should be staggered on opposite panel edges.

CUTTING: Use a non ferrous carbide miter saw blade when cutting Tamlyn Xtreme Trim™

Please follow siding manufacturers best practice application when installing any Tamlyn accessory. Xtreme Trim™ profiles do not form a moisture management system, the architect and builder are responsible for designing and installing a code compliant building envelope.



www.tamlyn.com

R.H. TAMLYN & SONS, LP
13623 PIKE ROAD, STAFFORD TX, 77477
TEL: 281-499-9604, FAX: 281-499-8948

Description: **XtremeTrim™ J Mold**

Product ID: **JMHD51610-25**

**DIMENSIONS ARE IN INCHES
UNLESS OTHERWISE SPECIFIED
DO NOT SCALE DRAWING**

Date:

8/30/2011

DWG #:

JMHD51610