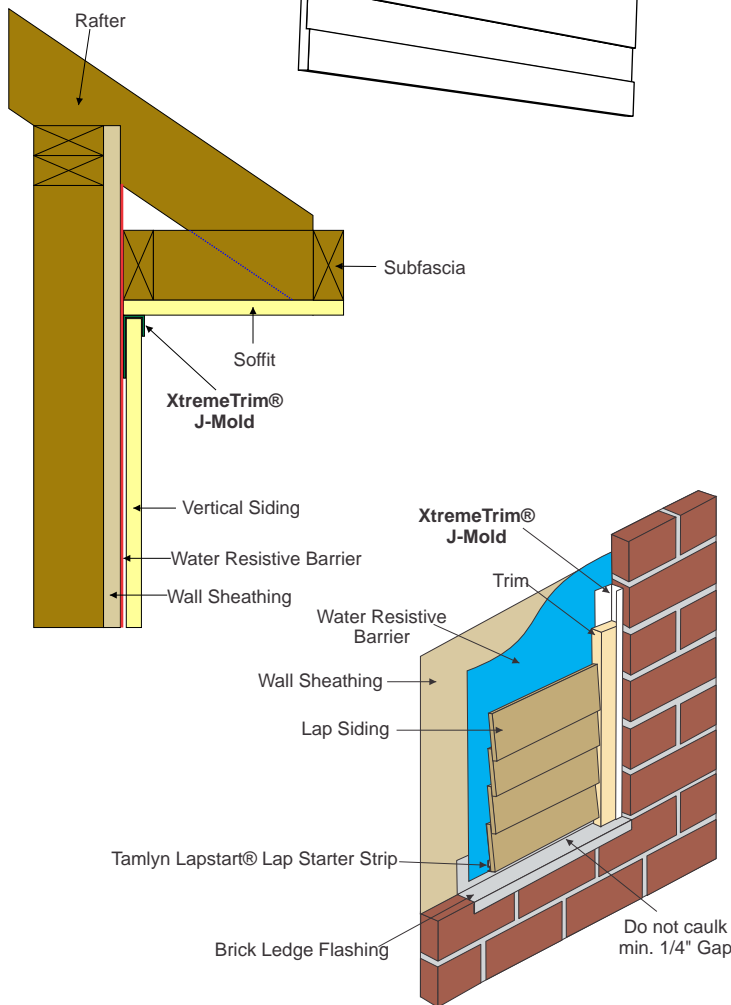
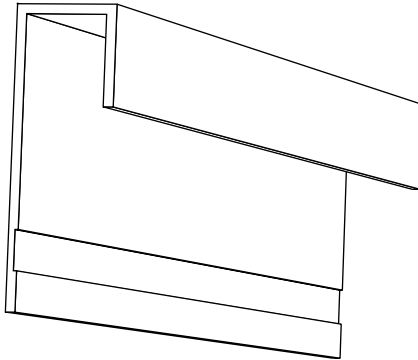
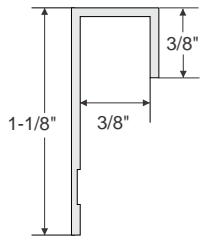


# PRODUCT SHEET



**MATERIAL:** Custom die-extruded from heavy-duty, 6063 T-5 extruded aluminum alloy with proprietary coating that protects against harsh weather conditions and allows for paint adhesion.

Available in standard primed (ready-to-paint), color match, and anodized finishes. Unless otherwise specified all XtremeTrim® products are provided in primed, ready-to-paint finish.

**LENGTH:** 120" (10')

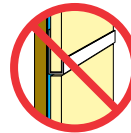
**NOMINAL THICKNESS\*:** 0.050"

**WEIGHT:** 1.1 lbs/each

\*The standard thickness tolerance for products made from aluminum sheet material shall be +0.000", -0.003".

**DESIGN FEATURES:** Trims up the home appearance. J-Mold covers the top edge of Vertical Siding at the soffit or intersections and at door and window openings. Provides a smooth trim seam to cover siding.

Design to work in conjunction with XtremeTrim® Horizontal Stucco Bead, Vertical Reveal, and Horizontal Z-Bar.



**Do not install J Mold on Horizontal applications where the exterior flange can catch water. J Mold should not be used on the top header of doors or windows.**

**EXPANSION & CONTRACTION:** Siding panels will expand and contract due to changes in temperature. Allow a 1/8" gap between panels and trim.

**FASTENERS:** Stainless steel fasteners are recommended when installing Tamlyn XtremeTrim®.

**FASTENING:** Do not fasten edges of panels until trims are in place. Fasten panel at center and work outward. Fasteners should be staggered on opposite panel edges.

**CUTTING:** Use a non ferrous carbide miter saw blade when cutting Tamlyn XtremeTrim®

**Please follow siding manufacturers best practice application when installing any Tamlyn accessory. XtremeTrim® profiles do not form a moisture management system, the architect and builder are responsible for designing and installing a code compliant building envelope.**



R.H. TAMLYN & SONS, LP  
13623 PIKE ROAD, STAFFORD TX, 77477  
TEL: 281-499-9604, FAX: 281-499-8948

Description: **XtremeTrim™ J Mold**

Product ID: **JMHD51610-25**

DIMENSIONS ARE IN INCHES  
UNLESS OTHERWISE SPECIFIED  
DO NOT SCALE DRAWING

Date:

**8/30/2011**

DWG #:

**JMHD51610**